

A21045



**Quad Randomized and Calibrated Bundle, A21045**

A08031.40R



**Single Randomized Bundle, A08031.40R**

A08031.60D



**Single Bundle, A08031.60R**

## Randomized and Calibrated Bundles

*Designed to increase uniformity of light output for Machine Vision applications.*

### Features

- Fibers are randomized to improve spot uniformity.
- For specific uniformity requirements, calibrated outputs on dual and quad bundles were designed to be interchangeable for Machine Vision inspection applications. Interchangeability was achieved by maintaining light intensity within 10% bundle to bundle.

We assure consistency by adding a 12" (305)\* randomized common end at the input. This extra 12" (305) of fiber scrambles the light, distributing any hot or cold spots from the lamp throughout each of the legs. Then, each one of the legs is calibrated so the output from each leg is within 5% of each other.

- Tight bending radius for easy routing.
- A variety of standard sizes include single, dual, and quad configurations. See chart on left for part numbers and specifications.
- Multi-leg bundles are illuminated with one light source.
- The standard output ferrules accept spot lenses with or without polarizing caps. (See Accessories section of the product catalog for more details.)
- Custom configurations are available. Lead time is required.

Randomized and Calibrated Bundles					
Part No.	Configuration	Active Input Fiber Diameter	Distal Ferrule Diameter	Tubing Diameter	Bundle Length
<b>Randomized Bundles</b>					
A08031.40R	Single	.30"(8)	.393" (10)	.47"(12)	40"(1016)
A08031.60R	Single	.30"(8)	.393" (10)	.47"(12)	60"(1524)
A08031.80R	Single	.30"(8)	.393" (10)	.47"(12)	80"(2032)
<b>Randomized and Calibrated Bundles - 12" (305) Common Bundle Length</b>					
A21040	Dual	.36" (9)	.393" (10)	.60" (15)	48"(1219)
A21045	Quad	.51" (13)	.393" (10)	.83" (21)	48"(1219)
A21050	Dual	.43" (11)	.393" (10)	.67" (17)	48"(1219)

*Dimensions in ( ) are in mm*

# Randomized and Calibrated Bundles

Dimensions in ( ) are in mm

**Ringlight Input:** Black Anodized Aluminum

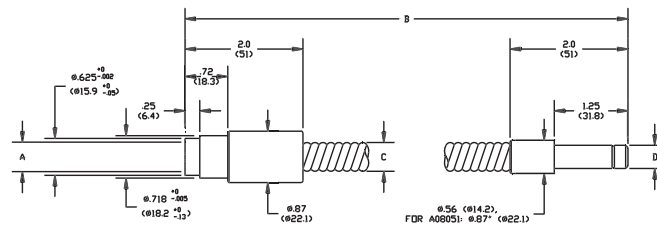
**Bundle Sheathing:** PVC Covered Metal Tubing

Product improvements may result in specification or feature changes without notice.

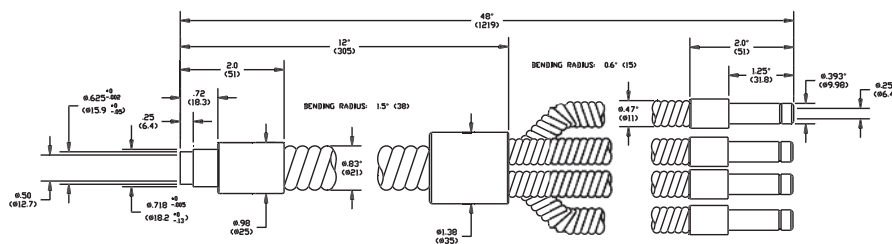
**Warning:** This product is manufactured with glass fiber. Not for use in cable/hose carrier. Call SCHOTT to discuss moving cable/hose carrier applications.

## Matrix for A08031.40R - A08031.80R

Part No.	A	B	C	Bend Radius	D
A08031.40R	.30" (78)	40" (1016)	.47" (12)	.6" (15)	.393" (10)
A08031.60R	.30" (78)	60" (1524)	.47" (12)	.6" (15)	.393" (10)
A08031.80R	.30" (78)	80" (2032)	.47" (12)	.6" (15)	.393" (10)



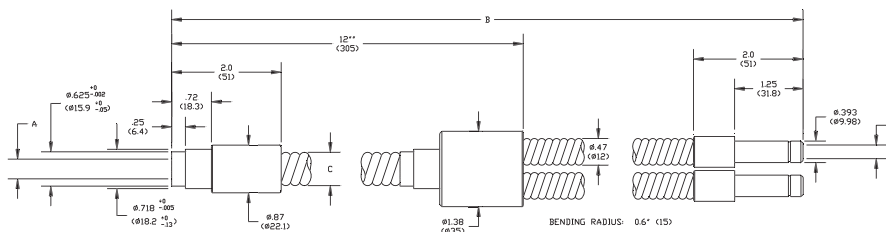
**A08031.40R - A08031.80R**  
Single Randomized Bundles



**A08545**  
Quad Flexible Bundles

## Matrix for A21040 & A21050

Part No.	A	B	C	Bend Radius:	D
A21040	.36" (9)	48" (1219)	.60" (15)	1.0" (25)	.25" (6.4)
A21050	.43" (11)	48" (1219)	.67" (17)	1.2" (30)	.30" (7.6)



**A21040 & A21050**  
Dual Randomized & Calibrated Bundles

## ISLAND OPTICAL SINGAPORE (S) PTE LTD

No.18 Boon Lay Way  
#08-121 TradeHub 21  
Singapore 139944  
Phone: (65) 6515-9110  
Fax: (65) 6515-9112  
E-mail: islandos@pacific.net.sg  
www.islandos.com.sg

**SCHOTT**  
glass made of ideas